

A person's hands are shown holding a pencil over a document. A large teal circle is overlaid on the center of the image, containing the text "R & D Update". Surrounding the teal circle are several smaller circles of various colors (orange, red, yellow, white) containing icons: a puzzle piece, a lightbulb, and a thumbs up. The background is a blurred image of a person's hands and a document.









R & D Update



Adding to the TOOLBELT



Directions

 CLASS	Open the Seesaw App
	Press the green +
	Choose Photo
	Take a picture.
	Select Draw
	<ul style="list-style-type: none">• Press Record• Draw the lines of symmetry• Explain your thinking
	When finished, press the check.
<p><u>Turn it in</u></p> <ul style="list-style-type: none">• Select your name and press the green checkmark 	



How do we measure our success?

Levels of Technology Integration

ENTRY LEVEL	ADOPTION LEVEL	ADAPTATION LEVEL	INFUSION LEVEL	TRANSFORMATION LEVEL
The teacher begins to use technology tools to deliver curriculum content to students.	The teacher directs students in the conventional and procedural use of technology tools.	The teacher facilitates students in exploring and independently using technology tools.	The teacher creates the learning context and the students choose the technology tools to achieve the outcome.	The teacher encourages the innovative use of technology tools. Technology tools are used to facilitate higher order learning activities that may not have been possible without the use of technology.

Characteristics of the Learning Environment

ACTIVE LEARNING Students are actively engaged in using technology as a tool rather than passively receiving information from the technology.	Active Entry Information passively received	Active Adoption Conventional, procedural use of tools	Active Adaptation Conventional independent use of tools; some student choice and exploration	Active Infusion Choice of tools and regular, self-directed use	Active Transformation Extensive and unconventional use of tools
COLLABORATIVE LEARNING Students use technology tools to collaborate with others rather than working individually at all times.	Collaborative Entry Individual student use of tools	Collaborative Adoption Collaborative use of tools in conventional ways	Collaborative Adaptation Collaborative use of tools; some student choice and exploration	Collaborative Infusion Choice of tools and regular use for collaboration	Collaborative Transformation Collaboration with peers and outside resources in ways not possible without technology
CONSTRUCTIVE LEARNING Students use technology tools to convert new information to their prior knowledge rather than to passively receive information.	Constructive Entry Information delivered to students	Constructive Adoption Guided, conventional use for building knowledge	Constructive Adaptation Independent use for building knowledge; some student choice and exploration	Constructive Infusion Choice and regular use for building knowledge	Constructive Transformation Extensive and unconventional use of technology tools to build knowledge
AUTHENTIC LEARNING Students use technology tools to link learning activities to the world beyond the instructional setting rather than working on decontextualized assignments.	Authentic Entry Use unrelated to the world outside of the instructional setting	Authentic Adoption Guided use in activities with some meaningful context	Authentic Adaptation Independent use in activities connected to students' lives; some student choice and exploration	Authentic Infusion Choice of tools and regular use in meaningful activities	Authentic Transformation Innovative use for higher order learning activities in a local or global context
GOAL-DIRECTED LEARNING Students use technology tools to set goals, plan activities, monitor progress, and evaluate results rather than simply completing assignments without reflection.	Goal-Directed Entry Directions given; step-by-step task monitoring	Goal-Directed Adoption Conventional and procedural use of tools to plan or monitor	Goal-Directed Adaptation Purposeful use of tools to plan and monitor; some student choice and exploration	Goal-Directed Infusion Flexible and seamless use of tools to plan and monitor	Goal-Directed Transformation Extensive and higher order use of tools to plan and monitor

Strategic Priority 3 Goal A

Develop, implement and monitor a professional learning framework for faculty

How It Will Happen: 6

Explore technology integration evaluation tools to inform decisions





District Strategic Plan Connections

- **Aligned Curriculum**
 - Math
 - ELA
 - Assessment
- **Differentiation**
 - Dreambox
 - RAZKids
 - Accessibility Tools
- **Staff Satisfaction**
- **Community Relations**
- **Resources**
 - Personnel
 - Time
 - Space





NEED → **STRATEGY**






Capture Student Understanding

Need

To understand how students think, learn, and problem solve by listening and observing

Strategy

- Increased efficiency, effectiveness, and frequency
- 



Strategic Priority 2 Goal A

Employ best practices for incorporating technology and instructional tools and strategies to support a student-centered learning environment

What it Looks Like: To increase student-centered learning, Avoca School District will **expand** its use of instructional tools and strategies

Strategic Priority 2 Goal B

Utilize technology to facilitate greater efficiency of assessment and feedback for standards-based student learning

What it Looks Like: Avoca will leverage technology to increase the efficiency and effectiveness of formative assessment





Engage Families

Need

To communicate student learning with parents

Strategy

- Real-time
 - Authentic
 - Student Driven
 - Feedback & interaction from home to school
- 



Strategic Priority 3 Goal D

Provide parents with learning opportunities, resources, and strategies for supporting their children

What it Looks Like: Avoca School District will offer a variety of opportunities, strategies, and tools to help parents support student learning.

How It Will Happen: Utilize digital tools to help with parent communication and the sharing of resources and strategies




Develop Student Language

Need

To teach writing, speaking, and listening

Strategy

- Capitalize on oral language to show student **thinking**
 - Bridge the transition from verbalization to written language
- 



Strategic Priority 2 Goal A

Employ best practices for incorporating technology and instructional tools and strategies to support a student-centered learning environment

What it Looks Like: To increase student-centered learning, Avoca School District will **expand** its use of instructional tools and strategies

Strategic Priority 2 Goal B

Utilize technology to facilitate greater efficiency of assessment and feedback for standards-based student learning

What it Looks Like: Avoca will leverage technology to increase the efficiency and effectiveness of formative assessment

Strategic Priority 1 Goal B


Use technology to access local and global learning communities beyond Avoca School District 37

What it Looks Like: Avoca School District utilizes technology to connect with others to enhance learning.

How It Will Happen:

- 1.** Identify authentic opportunities to collaborate with other learning communities to enhance curriculum.
- 3.** Make recommendations for incorporating global connectedness using technology at each grade level.






Establish a Culture of Learning

Need

To support student ownership in the learning process

Strategy

- Students articulate what they are learning and why
 - Students celebrate ***their*** progress
- 



Strategic Priority 1 Goal B

Use technology to access local and global learning communities beyond Avoca School District 37

What it Looks Like: Avoca School District utilizes technology to connect with others to enhance learning

How It Will Happen:
2. Implement digital citizenship best practices

Strategic Priority 2 Goal A

Employ best practices for incorporating technology and instructional tools and strategies to support a student-centered learning environment

What it Looks Like: To increase student-centered learning, Avoca School District will **expand** its use of instructional tools and strategies

How It Will Happen: Investigate, recommend and implement the best practices of student-centered instruction and technology integration throughout the District.

Strategic Priority 3 Goal D

Provide parents with learning opportunities, resources, and strategies for supporting their children

What it Looks Like: Avoca School District will offer a variety of opportunities, strategies, and tools to help parents support student learning.

How It Will Happen: Utilize digital tools to help with parent communication and the sharing of resources and strategies
Technology expectations are embedded in the curriculum




Differentiated Instruction

Need

To know what our students have learned and where they need more support

Strategy

- To personalize learning for all children discreetly
- 



Strategic Priority 2 Goal A

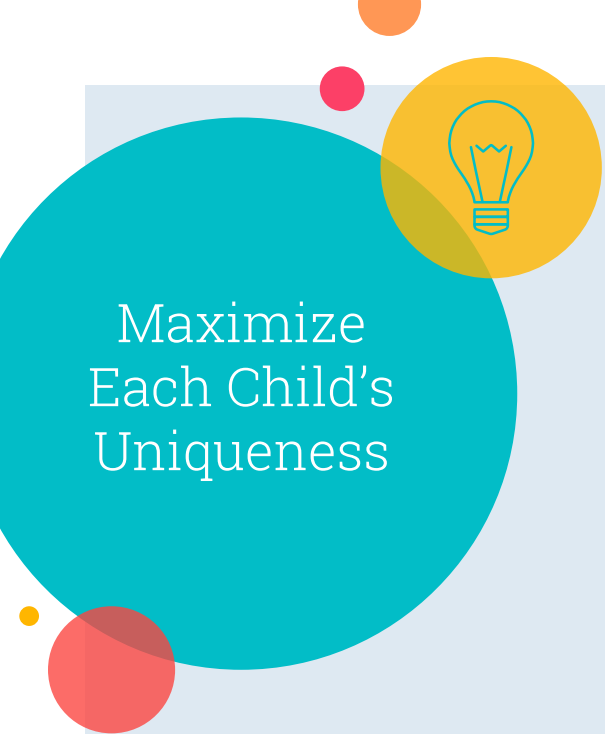
Employ best practices for incorporating technology and instructional tools and strategies to support a student-centered learning environment

What it Looks Like: To increase student-centered learning, Avoca School District will **expand** its use of instructional tools and strategies

Strategic Priority 2 Goal B

Utilize technology to facilitate greater efficiency of assessment and feedback for standards-based student learning

What it Looks Like: Avoca will leverage technology to increase the efficiency and effectiveness of formative assessment




Maximize Each Child's Uniqueness

Need

To honor student
interest and curiosity
(voice & choice)

Strategy

- Offer real world experiences that allow students to demonstrate learning in a variety of ways
- 



Strategic Priority 2 Goal A

Employ best practices for incorporating technology and instructional tools and strategies to support a student-centered learning environment


What it Looks Like: To increase student-centered learning, Avoca School District will **expand** its use of instructional tools and strategies

How It Will Happen: Investigate, recommend and implement the best practices of student-centered instruction and technology integration throughout the District.

Strategic Priority 1 Goal B

Use technology to access local and global learning communities beyond Avoca School District 37

What it Looks Like: Avoca School District utilizes technology to connect with others to enhance learning






Develop & Strengthen Community

Need

To help students
communicate effectively
#bettertogether

Strategy

- Reflection from
shared learning
experiences with
one another
- 



Strategic Priority 2 Goal A

Employ best practices for incorporating technology and instructional tools and strategies to support a student-centered learning environment

What it Looks Like: To increase student-centered learning, Avoca School District will **expand** its use of instructional tools and strategies

How It Will Happen: Investigate, recommend and implement the best practices of student-centered instruction and technology integration throughout the District.

Strategic Priority 1 Goal B

Use technology to access local and global learning communities beyond Avoca School District 37

What it Looks Like: Avoca School District utilizes technology to connect with others to enhance learning






Diversify Mindsets about Technology

Need

To teach kids to use
technology for
academics

Strategy

- Creation
 - Collaboration
 - Computational Thinking
 - (Digital) Citizenship
 - Build 21st century learners who see the **TOOL** beyond the toy
- 



Strategic Priority 2 Goal A

Employ best practices for incorporating technology and instructional tools and strategies to support a student-centered learning environment

What it Looks Like: To increase student-centered learning, Avoca School District will **expand** its use of instructional tools and strategies

How It Will Happen: Investigate, recommend and implement the best practices of student-centered instruction and technology integration throughout the District.

Strategic Priority 1 Goal B

Use technology to access local and global learning communities beyond Avoca School District 37

What it Looks Like: Avoca School District utilizes technology to connect with others to enhance learning





We share the vision that
technology does not
replace good instruction.





Thanks!

Any questions?

