



Avoca School District 37

Avoca School District 37

Performance Indicators Report 2014-2015

Indicators

- **Student Academic Achievement**
- **Recognition of Students, Staff, Schools and District**
- **Leadership in Innovation**
- **Student Connectedness**
- **Success in High School and Beyond**
- **Fiscal Responsibility**

Table of Contents

Student Academic Achievement

- MAP Test Report
- Fountas and Pinnell Reading Report

Recognition of Students, Staff, Schools and District

- Awards and Recognition Log

Leadership in Innovation

- Distinctive Impact Inventory

Student Connectedness

- Student Connectedness Data Base

Success in High School and Beyond

- New Trier Freshman Survey

Fiscal Responsibility

- 2014-2015 Budget Actuals



Avoca School District 37

Indicator:
**Student Academic
Achievement**

Measure:
MAP Test Report

MAP TEST RESULTS

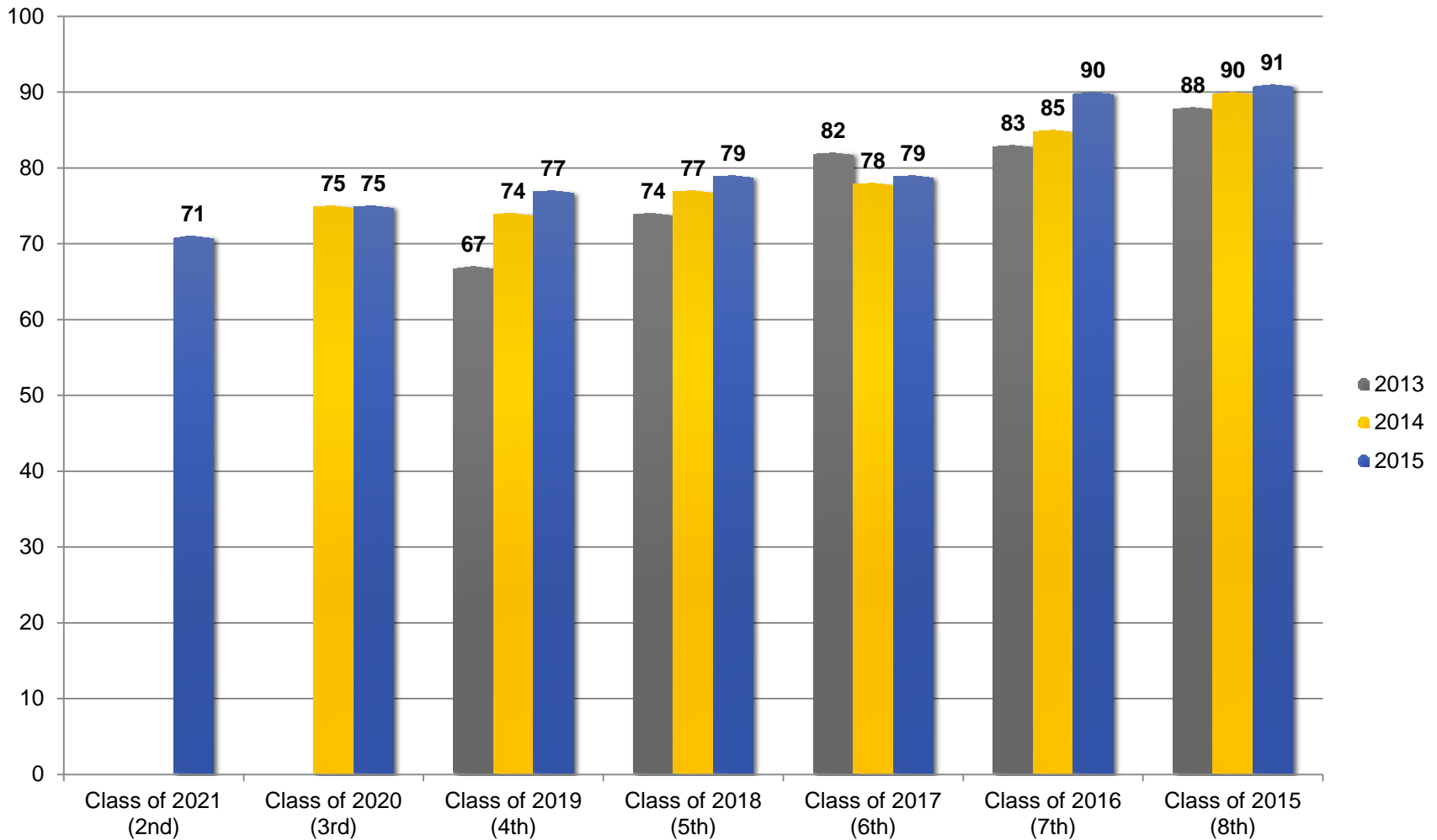
Common Core State Standards Version:

Spring 2014-2015

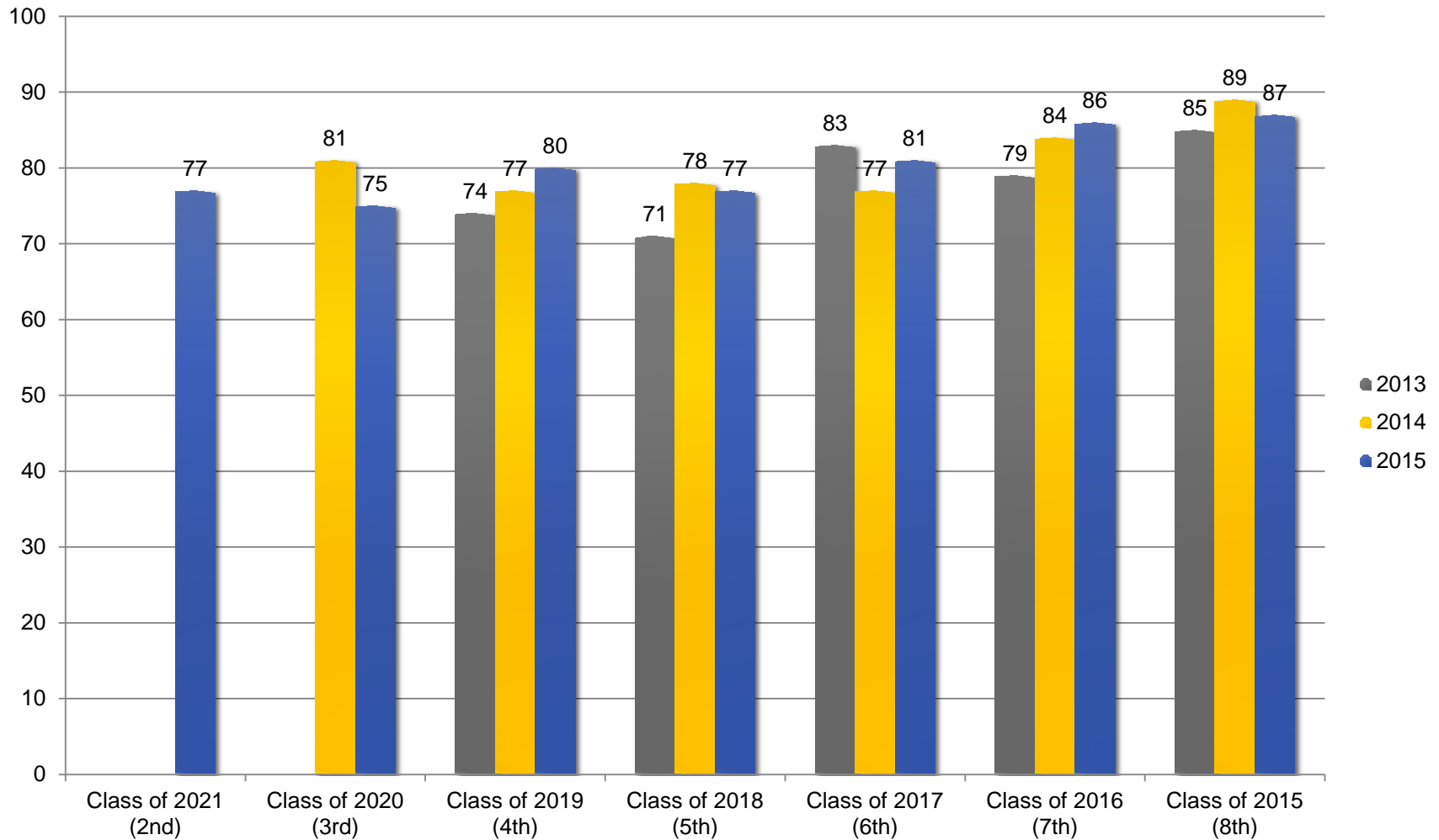
The 2015 MAP Report

- Common Core State Standards version of MAP
- 3rd Year in a row using the CCSS Version
- Achievement
 - (National Percentiles)
- Growth
 - (percent making or exceeding growth goal)

MAP Math National Percentiles by Cohort



MAP Reading National Percentiles by Cohort



Grade Level Achievement & Growth

Math:

Grade/Subject	Expected Growth E= > + 1.0 M= +/- 1.0 B= < -1.0	Percent of Students Meeting or Exceeding Growth Projections	National %ile (2011 Norms)	Years Above Grade Level
2 nd Math	no growth data		71%ile	3 rd @ 36%ile
3 rd Math	Exceeds	53.5%	75%ile	4 th @ 49%ile
4 th Math	Exceeds	61.0%	77%ile	5 th @ 55%ile
5 th Math	Meets	57.3%	79%ile	7 th @ 56%ile
6 th Math	Meets	52.0%	79%ile	11 th @ 50%ile
7 th Math	Exceeds	88%	90%ile	11 th @ 76%ile
8 th Math	Meets	61.2%	91%ile	11 th @ 83%ile

Grade Level Achievement & Growth Reading

Grade/Subject	Expected Growth E= > + 1.0 M= +/- 1.0 B= < -1.0	Percent of Students Meeting or Exceeding Growth Projections	National %ile (2011 Norms)	Years Above Grade Level
2 nd Reading	no growth data		77%ile	3 rd @ 54%ile
3 rd Reading	Below	39.4%	75%ile	4 th @ 56%ile
4 th Reading	Meets	52.5%	80%ile	6 th @ 55%ile
5 th Reading	Meets	58.7%	77%ile	9 th @ 51%ile
6 th Reading	Exceeds	81.3%	81%ile	11 th @ 63%ile
7 th Reading	Exceeds	74.0%	86%ile	11 th @ 75%ile
8 th Reading	Meets	52.9%	87%ile	11 th @ 81%ile

3rd Grade Math – MAP Spring 2015

(# in group)	AVE Growth	Growth Index	Growth Diff	# Students Above 96% 2014 2 nd Gr.	# Students Above 96% 2015	# Students Below 30% 2014 2 nd Gr.	# Students Below 30% 2015
All	14.0	12.9	+1.1	9	13	7	9
Boys	12.9	12.8	+0.1				
Girls	15.4	13.1	+2.3				
Caucasian (37)	12.7	12.9	-0.2				
Asian (24)	15.9	13.0	+2.9				
Hisp. (2)							
Multi (8)							
Black (0)							
EL (11)	12.6	13.5	-0.8				
IEP (5)							

4th Grade Math – MAP Spring 2015

(# in group)	AVE Growth	Growth Index	Growth Diff	# Students Above 96% 2014 3 rd Gr.	# Students Above 96% 2015	# Students Below 30% 2014 3 rd Gr.	# Students Below 30% 2015
All	12.2	10.4	+1.9	8	14	9	7
Boys	12.4	10.4	+2.0				
Girls	11.9	10.2	+1.7				
Caucasian (38)	12.4	10.3	+2.2				
Asian (12)	13.6	10.6	+3.0				
Hisp. (4)							
Multi (4)							
Black (1)							
EL (1)							
IEP (4)							
Adv Mth (21)	16.8	10.8	+6.0				

5th Grade Math – MAP Spring 2015

(# in group)	AVE Growth	Growth Index	Growth Diff	# Students Above 96% 2014 4 th Gr.	# Students Above 96% 2015	# Students Below 30% 2014 4 th Gr.	# Students Below 30% 2015
All	9.8	9.7	+0.1	10	11	5	3
Boys	9.8	9.7	+0.1				
Girls	9.8	9.7	+0.1				
Caucasian (46)	9.0	9.7	-0.7				
Asian (17)	12.9	9.8	+3.1				
Hisp. (1)							
Multi (10)							
Black (1)							
EL (1)							
IEP (6)							
Adv Mth (21)	10.9	10.0	+0.9				

6th Grade Math – MAP Spring 2015

(# in group)	AVE Growth	Growth Index	Growth Diff	# Students Above 96% 2014 5 th Gr.	# Students Above 96% 2015	# Students Below 30% 2014 5 th Gr.	# Students Below 30% 2015
All	6.1	6.0	+0.1	11	11	8	6
Boys	5.2	6.0	-0.8				
Girls	6.9	6.0	+0.9				
Caucasian (36)	6.7	6.0	+0.7				
Asian (23)	5.9	6.0	-0.1				
Hisp. (4)							
Multi (10)							
Black (2)							
EL (7)							
IEP (6)							
Adv Mth (35)	6.9	6.0	+0.9				

7th Grade Math – MAP Spring 2015

(# in group)	AVE Growth	Growth Index	Growth Diff	# Students Above 96% 2014 6 th Gr.	# Students Above 96% 2015	# Students Below 30% 2014 6 th Gr.	# Students Below 30% 2015
All	10.2	6.0	+4.5	15	24	0	1
Boys	9.5	6.0	+4.1				
Girls	11.1	6.0	+5.1				
Caucasian (44)	10.7	6.0	+4.7				
Asian (16)	9.8	5.9	+5.6				
Hisp. (9)							
Multi (8)							
Black (0)							
EL (5)							
IEP (6)							
Adv Mth (41)	10.0	6.0	+4.6				

8th Grade Math – MAP Spring 2015

# in group)	AVE Growth	Growth Index	Growth Diff	# Students Above 96% 2014 7 th Gr.	# Students Above 96% 2015	# Students Below 30% 2014 7 th Gr.	# Students Below 30% 2015
All	5.4	5.0	+0.3	26	27	0	1
Boys	6.1	5.0	+1.1				
Girls	4.5	5.0	-0.8				
Caucasian (51)	4.7	5.0	-0.4				
Asian (23)	7.8	5.0	+2.5				
Hisp. (8)							
Multi (4)							
Black (1)							
EL (4)							
IEP (10)							
Adv Mth (50)	6.0	5.0	+0.8				

3rd Grade Reading – MAP Spring 2015

# in group)	AVE Growth	Growth Index	Growth Diff	# Students Above 96% 2014 2 nd Gr.	# Students Above 96% 2015	# Students Below 30% 2014 2 nd Gr.	# Students Below 30% 2015
All	7.4	9.6	-2.3	7	7	2	7
Boys	6.5	9.3	-2.9				
Girls	8.5	10.0	-1.5				
Caucasian (37)	7.2	9.5	-2.4				
Asian (24)	9.7	10.0	-0.3				
Hisp. (2)							
Multi (8)							
Black (0)							
EL (11)	10.5	11.5	-0.9				
IEP (5)							

4th Grade Reading – MAP Spring 2015

(# in group)	AVE Growth	Growth Index	Growth Diff	# Students Above 96% 2014 3 rd Gr.	# Students Above 96% 2015	# Students Below 30% 2014 3 rd Gr.	# Students Below 30% 2015
All	7.7	7.2	+0.5	8	7	3	2
Boys	8.1	7.1	+1.0				
Girls	7.1	7.3	-0.2				
Caucasian (38)	8.5	7.1	+1.4				
Asian (12)	6.8	7.3	-0.5				
Black (1)							
Hisp. (4)							
Multi (4)							
EL (1)							
IEP (4)							

5th Grade Reading – MAP Spring 2015

(# in group)	AVE Growth	Growth Index	Growth Diff	# Students Above 96% 2014 4 th Gr.	# Students Above 96% 2015	# Students Below 30% 2014 4 th Gr.	# Students Below 30% 2015
All	5.6	5.6	0.0	9	7	3	5
Boys	4.9	5.7	-0.8				
Girls	6.4	5.6	+0.8				
Caucasian (46)	6.9	5.6	+1.3				
Asian (17)	5.1	5.7	-0.6				
Hisp. (1)							
Multi (10)							
Black (1)							
EL (1)							
IEP (6)							

6th Grade Reading – MAP Spring 2015

(# in group)	AVE Growth	Growth Index	Growth Diff	# Students Above 96% 2014 5 th Gr.	# Students Above 96% 2015	# Students Below 30% 2014 5 th Gr.	# Students Below 30% 2015
All	7.0	4.1	+2.9	11	11	8	3
Boys	7.5	4.1	+3.3				
Girls	6.6	4.0	+2.6				
Caucasian (36)	6.9	4.1	+2.9				
Asian (23)	7.0	4.1	+3.0				
Hisp. (4)							
Multi (10)							
Black (2)							
EL (7)							
IEP (6)							

7th Grade Reading – MAP Spring 2015

(# in group)	AVE Growth	Growth Index	Growth Diff	# Students Above 96% 2014 6 th Gr.	# Students Above 96% 2015	# Students Below 30% 2014 6 th Gr.	# Students Below 30% 2015
All	5.2	2.9	+2.4	12	13	2	2
Boys	4.7	3.0	+1.8				
Girls	5.9	2.7	+3.2				
Caucasian (44)	5.1	2.8	+2.3				
Asian (16)	5.4	2.9	+2.4				
Hisp. (9)							
Multi (8)							
Black (0)							
EL (5)							
IEP (6)							

8th Grade Reading – MAP Spring 2015

(# in group)	AVE Growth	Growth Index	Growth Diff	# Students Above 96% 2014 7 th Gr.	# Students Above 96% 2015	# Students Below 30% 2014 7 th Gr.	# Students Below 30% 2015
All	2.2	2.4	-0.2	21	22	1	1
Boys	1.1	2.4	-1.3				
Girls	3.7	2.4	+1.3				
Caucasian (51)	1.7	2.4	-0.7				
Asian (23)	2.7	2.3	+0.3				
Hisp. (8)							
Multi (4)							
Black (1)							
EL (4)							
IEP (10)							

Number of 3rd – 8th Target Students, 07-15 Students at or Below 30%ile

	2007	2008	2009	2010	2011	2012	2013	2014	2015
Math	40	39	29	27	19	15	18	24 (5%)	27 (6%)
Read	36	33	20	25	13	14	23	18 (4%)	20 (4.5%)
Total	76	72	49	52	32	29	41	42	47

QUESTIONS?



Avoca School District 37

Indicator:
**Student Academic
Achievement**

Measure:
**Fountas and Pinnell Reading
Report**

Avoca West F&P Instructional Level Assessment Data

	Instructional Expectations	Spring 2014	% Meets & Exceeds	Spring 2015	% Meets & Exceeds
Kindergarten	E	65%	96%	67%	86%
	D	31%		19%	
	C	3%		12%	
	Below C	1%		1%	
1st Grade	K	76%	87%	85%	93%
	J	10%		8%	
	I	7%		3%	
	Below I	6%		4%	
2nd Grade	N	86%	95%	96%	96%
	M	8%		0%	
	L	1%		3%	
	Below L	4%		1%	
3rd Grade	Q	92%	97%	89%	94%
	P	5%		5%	
	O	1%		5%	
	Below O	1%		1%	
4th Grade	T	89%	94%	92%	92%
	S	5%		0%	
	R	4%		5%	
	Below R	3%		3%	

	Instructional Expectations	Spring 2014	% Meets & Exceeds	Spring 2015	% Meets & Exceeds
5th Grade	W	78%	84%	84%	91%
	V	6%		7%	
	U	9%		2%	
	Below U	8%		6%	



Avoca School District 37

Indicator:

**Recognition of Students,
Staff, Schools and District**

Measure:

**Awards and Recognition
Log**

**2014-2015 Performance Indicator Report
Awards and Recognition Log**

Summary and Analysis

1. **The National Association of Music Merchants (NAMM) Foundation named Avoca a 2015 Best Communities for Music Education District.**
2. **Avoca Teachers were recognized for their excellence in education with professional development opportunities, grants, and an international scholarship this year.**
3. **Three Marie Murphy students had five pieces of writing recognized at both the local and national levels.**

2014-2015 Awards and Recognition Log

Date	Activity or Inquiry	Contact Person	Award/ Recognition
Sept 14	Reboot Illinois, a non-partisan on-line blog aimed “to encourage citizens to retake ownership of our governments”, ranked Avoca School District as number 7 on a list of the Top 50 School Districts in Illinois.	Kevin Jauch	Academic Achievement
Oct 14	The Gilder Lehman Institute of American History welcomed Avoca West School into its Affiliate School Program, which is funded in part by the National Endowment for the Humanities. This recognition allows Avoca West teachers to access professional development opportunities, materials and other resources to support our educational efforts, especially in the area of Social Studies. Janis Michael wrote the application that secured the school’s place in this prestigious program.	Janis Michael	Grant
Oct 14	The Roots & Shoots Program of the Jane Goodall Institute awarded Marie Murphy’s Roots & Shoots program a \$200 mini-grant for the purpose of helping “prepare young people in our communities for success by empowering them to get involved and make positive change happen for the environment, animals and the human community,” in part based upon their history of environmentalism and community service.	Nancy Stewart	Grant
Nov13	The Avoca School District continues to be recognized by Apple as an Apple Distinguished Program.	Beth Haugeberg	Technology
Dec 14	Avoca School District earns AAA bond rating from Standard & Poor’s.	Beth Dever	Finance

Jan 15	Zachary Stein and Jules Brown took 1 st and 2 nd place respectively in the Wilmette Optimist's Club's annual writing contest. Zach was awarded \$250 and Jules \$150.	Kathy Pagakis	Student Recognition
Feb 15	Allison Liu entered two short stories in Scholastic's Art and Writing Awards program, a national program for young writers and artists. Both stories, "I See You" and "The Perfect World", were entered into the Science Fiction/Fantasy category. Each of Allison's pieces earned the Regional Golden Key Award. Students whose work earns "Golden Key" status advance automatically to Scholastic's national competition.	Nell Cunningham	Student Recognition
Feb 15	Allison Liu entered another piece of writing into The Writing Contest, Inc's national writing competition, and was the 2 nd place winner in the Middle School Narration Division of the Writing Contest.	Nell Cunningham	Student Recognition
Mar 15	After visiting Avoca West Elementary School's ITC, a well-known children's author who wishes to remain anonymous made a \$1,000 donation to the ITC to be spent at Anderson's Bookstore for the purchase of books.	Susan Geidner	School Recognition
Mar 15	The National Association of Music Merchants (NAMM) Foundation named Avoca a 2015 Best Communities for Music Education District.	Michelle Katz	District Recognition
April 15	Marie Murphy Science Olympiad Team takes 2 nd place at State Meet.	Jim Gravagna	Student Achievement
May 15	Marie Murphy Spanish Teacher Jill Bruzzini won the Universidad Internacional Center for Bilingual Multicultural Scholarship from the Illinois Council on the Teaching of Foreign Language. The scholarship offers Jill the opportunity to study for two-weeks in Mexico.	Jill Bruzzini	Teacher Recognition
May 15	The Science Olympiad Team placed 6 th in the nation. This marks the 5 th year that the team has finished in the top 10 nationwide.	Jim Gravagna	Science (Student)
June 15	Allison Liu earned National Recognition in The Scholastic Art and Writing Awards of 2015. Allison had previously received "Golden Key" status, which led to her writing progressing to the national competition. She was identified by panels of creative professionals as one of the most talented young writers in the nation. This year, 300,000 works of art and writing were submitted, but only the top 1% were recognized at the national level.	Nell Cunningham	Student Recognition



Avoca School District 37

Indicator:
Leadership in Innovation

Measure:
Distinctive Impact Inventory

**2014-2015 Performance Indicator Report
Distinctive Impact Log**

Summary, Analysis, and Comparison

1. Avoca has been an academic leader for quite sometime especially in the area of assessment and data analysis. With the state changing its assessment, and those tests not having been vetted for reliability and validity yet, several schools and districts reached out to us seeking information on how we use MAP data.

2. Other areas where Avoca shared its knowledge and educational expertise with others include:
 - a. Creative Arts
 - b. Finance
 - c. Mathematics
 - d. Science Olympiad
 - e. Technology

3. Avoca staff members presented 9 times over the course of this school year at state and local conferences, as well as at 2 colleges.

**2014-2015 Performance Indicator Report
Distinctive Impact Log**

Date	Activity or Inquiry	Person Contacted	Topic
9-14	The Director of Learning of another high performing school district reached out to Dr. Jauch to inquire about our use of MAP, specifically at the primary level.	Kevin Jauch	Instruction
10-14	<p>Josh Minsley and Jennifer Rachmiel submitted a proposal and were accepted to present at the 2014 ICTM (Illinois Teachers of Mathematics Council) Annual Conference in Tinley Park. Their presentation was entitled <i>Teaching and Understanding Addition and Subtraction in CCSS</i>. The course description was as follows:</p> <p><i>Where are the word problems in the Grade Level Common Core State Standards? How can we use the Problem Solving Structures to help students make sense of mathematics in a real world setting? What strategies can students use to connect word problems with algebraic thinking in primary grades? In this session we will focus on how addition and subtraction progress from Kindergarten through fifth grade. Participants will receive</i></p>	Jenn Rachmiel and Josh Minsley	Instruction

	<i>rich student centered activities to use in their classroom tomorrow, which will supplement your current curriculum.</i>		
10-14	Marie Murphy Theater Arts teacher, Karah Roche, was contacted by one of New Trier High School's Theater teachers. The teacher had heard about Karah's "active ensemble-building exercises" and was interested in integrating them into her Theater 3 class at NTHS.	Karah Roche	Creative Arts Instruction
10-14	The Roots & Shoots Program of the Jane Goodall Institute awarded Marie Murphy's Roots & Shoots program a \$200 mini-grant for the purpose of helping "prepare young people in our communities for success by empowering them to get involved and make positive change happen for the environment, animals and the human community," in part based upon their history of environmentalism and community service.	Nancy Stewart	Environment
10-14	4 th -8 th Grade Technology Facilitator, Kelli Lane, presented google skills and internet security for parents at the New Trier Township Technology Boot Camp.	Kelli Lane	Technology
10-14	The Director of Teaching and Learning from a local private school reached out to the Superintendent seeking information regarding Avoca's experiences using MAP, as they are considering a change in some of their standardized testing practices.	Kevin Jauch	Assessment
11-14	Avoca participated in the Apple 1:1 Innovative Classrooms Showcase.	Beth Haugeberg	Technology
11-14	Elizabeth Weismehl was asked to give a guest lecture to an elementary methods class at North Park University on teaching children to sing. This is her third time talking with aspiring educators, and she is able to blend her philosophy of teaching students to sing with real world examples from our Avoca West students.	Elizabeth Weismehl	Creative Arts Instruction
12-14	Michelle Katz and Nancy Magill were invited to participate in "The Midwest Clinic, and International Band and Orchestra Conference" and to become members of the <i>Chicagoland Educator Orchestra</i> . The duo from Avoca West led a clinic session entitled "Orchestra: New Music Reading."	Michelle Katz and Nancy Magill	Creative Arts Instruction
1-15	The Latin School of Chicago reached out to Avoca Science Chair Jim Gravagna seeking information about our Science Olympiad Program.	Jim Gravagna	C&I
1-15	Kelli Lane presented at the NICE (Northern Illinois Computing Educators) MiniCon, the largest "miniconference" for the Illinois Computer Educators group (ICE). The conference at Niles North High School allowed Kelli the opportunity to share her knowledge of using Google to create PARCC-like tasks and questions	Kelli Lane	Technology

	in any classroom. This is a skill and process she began during the 14-15 school year with Marie Murphy and Avoca West staff members.		
1-15	The Metropolitan Math Club of Chicago asked Josh Minsley and Jenn Rachmiel to conduct a repeat of the presentation they gave at the 2014 ICTM Annual Conference in Tinley Park, <i>Teaching and Understanding Addition and Subtraction in CCSS</i> , for their annual conference. A description of that presentation is included in a previous post above.	Jenn Rachmiel and Josh Minsley	Instruction
2-15	Sharon Ryan presented at the annual IAGC (Illinois Association for Gifted Students) conference in Naperville. Her session focused on how the Common Core State Standards specifically benefit Advanced Learners, and shared out ideas for how to tailor instruction based on the “depth of knowledge” levels to make them more rigorous.	Sharon Ryan	Instruction
2-15	Dr. Jauch shared the process Avoca School District undertook to procure a AAA bond rating from Standard & Poors with a peer from Norridge who is also seeking a better bond rating prior to moving forward with their initiative.	Kevin Jauch	Finance
3-15	After Avoca’s Joint PERA Committee completed its initial work to align their evaluation program with the Performance Evaluation Reform Act, IEA Uniserv Director Camille Grant asked AEA President Darren Persino for a copy of the Avoca Professional Growth and Appraisal Plan to use as a model other school districts that were working on aligning their own programs.	Darren Persino	Leadership
4-15	Marie Murphy Principal Matt Palcer served as a guest lecturer to address graduate music students at Roosevelt University to help them develop electronic portfolios and improve their interview skills.	Matt Palcer	Leadership
2014-2015	Avoca has a significantly higher EL population than the other New Trier Township districts. As the veteran EL teacher at Avoca, Brigid Ohlwein has taken a leadership role in this area facilitating township-wide discussions on this topic and serving as a resource for others.	Brigid Ohlwein	Leadership
7-15	Solomon Schechter Day School in Northbrook reached out to Avoca Superintendent Dr. Jauch seeking MAP data in order to compare their results to ours.	Kevin Jauch	Academics
7-15	Mary Ehrenworth, Ed.D., Deputy Director of the Teachers College and Writing Project at Columbia University asked Daira Tramontin to send her a few students' writer's notebooks from last year. Ehrenworth had seen Daira’s students’ work and wants the	Daira Tramontin	Academics

	notebooks as models for teachers who work with the project. Specifically she was impressed by how Daira had the students set them up, how they use them as a tool in the age of technology, and what is included in them.		
--	---	--	--



Avoca School District 37

Indicator:
Student Connectedness

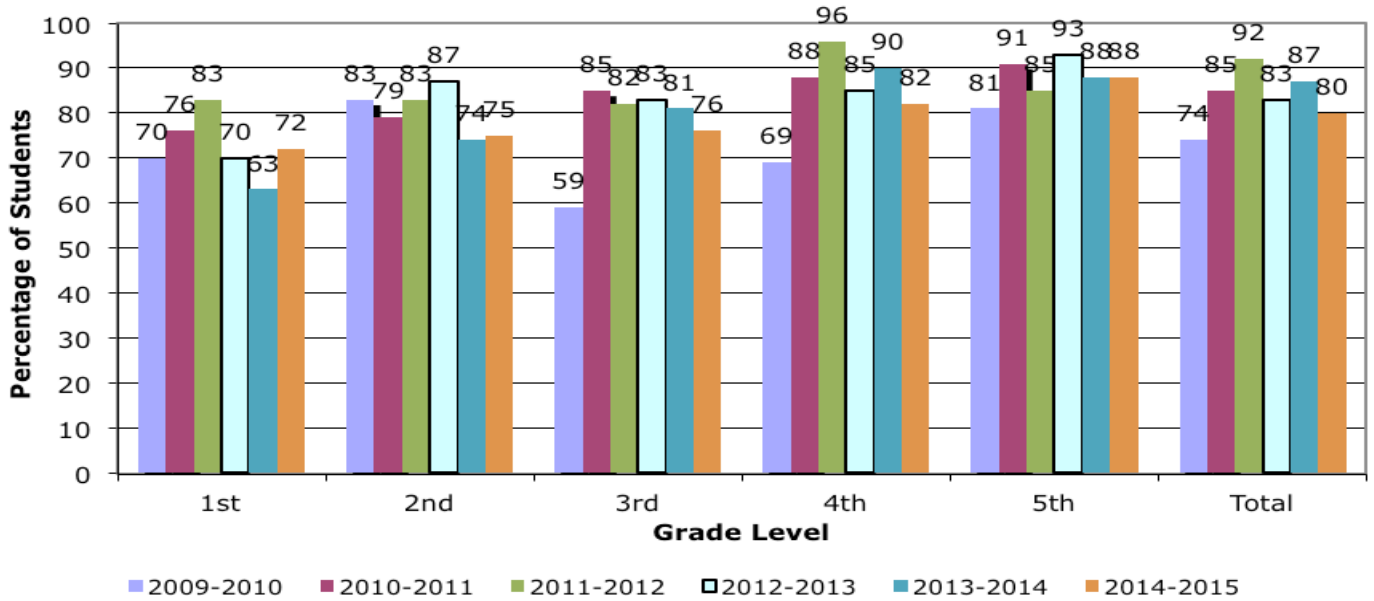
Measure:
**Student Connectedness
Data Base**

**2014-2015 Performance Indicator Report
Student Connectedness Log – Avoca West**

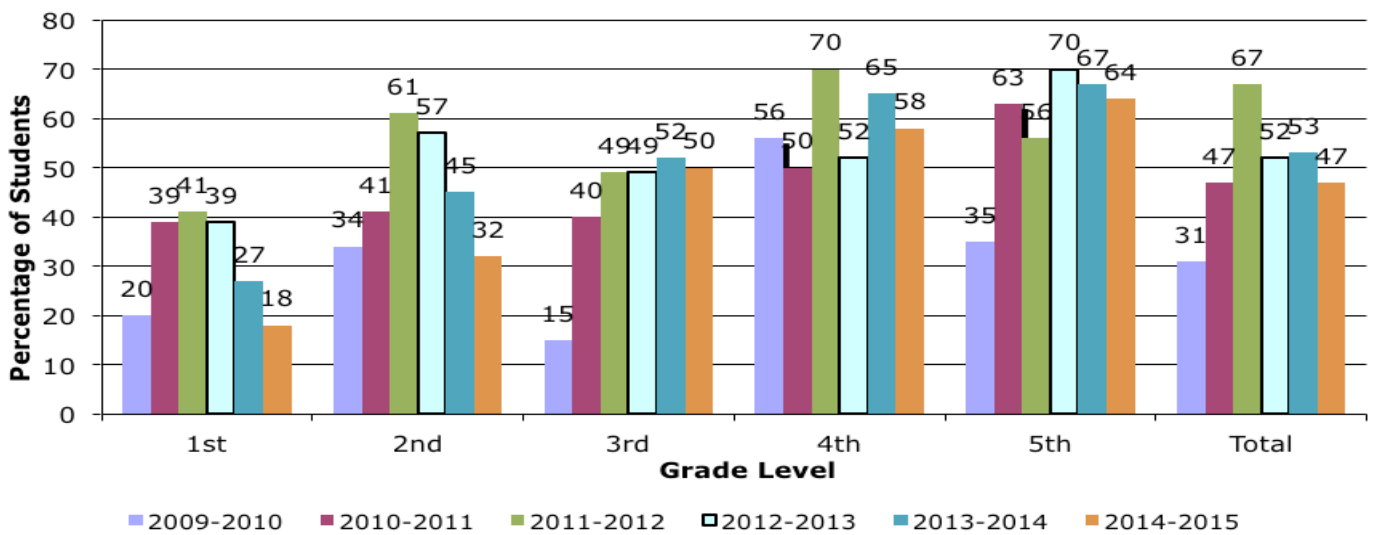
Summary and Analysis

- 1. Avoca West offered 16 opportunities for students to demonstrate “connectedness”. They include:**
 - a. School offered clubs:**
 - i. Assembly Ambassador**
 - ii. Art Club**
 - iii. Helping Hands**
 - iv. ‘i’ on Avoca**
 - v. Maker Club**
 - vi. Running Club**
 - vii. Safety Patrol**
 - viii. Student Leadership**
 - ix. Viking Club**
 - b. Musical opportunities:**
 - i. Choir**
 - ii. Suzuki**
 - iii. Concert String**
 - iv. Chamber Orchestra**
 - v. Band**
 - c. “Outside” organizations serving Avoca West students:**
 - i. Chess Club**
 - ii. Kid Power Chicago Martial Arts**
- 2. 317 kindergarten through 5th grade Avoca West students (80%) participate in at least one activity beyond the typical academic offerings.**
- 3. At 2nd, 3rd and 4th grade, the first three grades where we can compare cohort growth data, the percentage of students participating in an extra-curricular activity increased from the previous year.**
- 4. The intermediate grades (3rd-5th) demonstrate the highest percentage of students participating in extra-curricular activities.**

AW At Least One Activity



AW At Least Two Activities

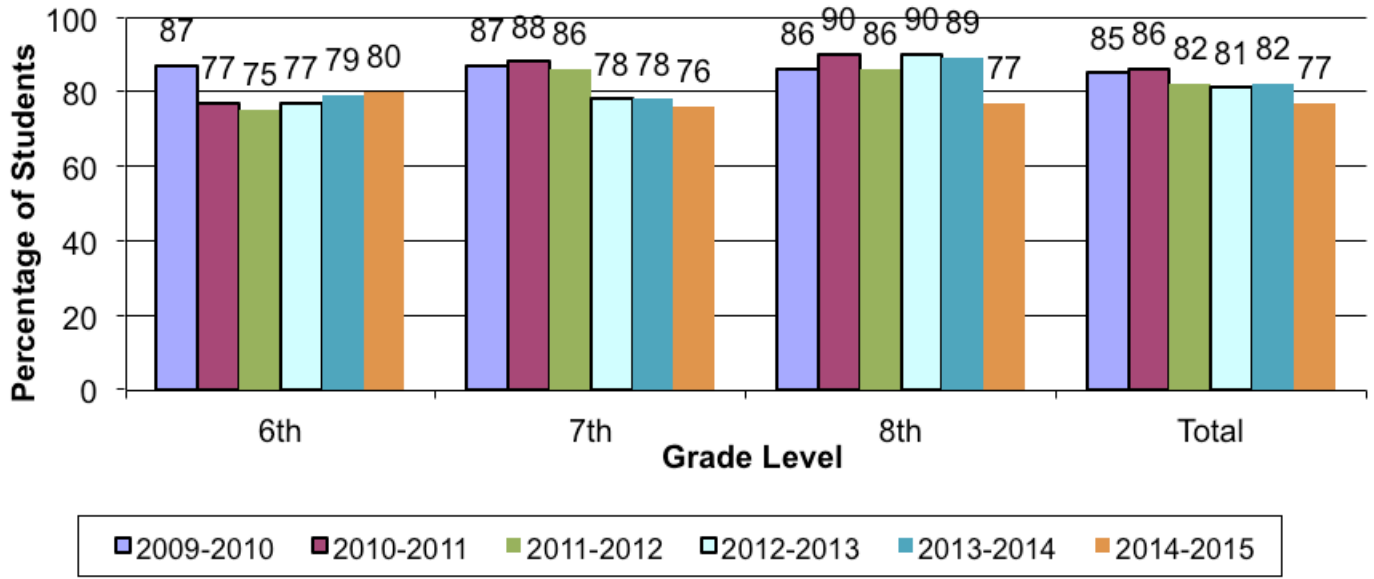


**2014-2015 Performance Indicator Report
Student Connectedness Log – Marie Murphy**

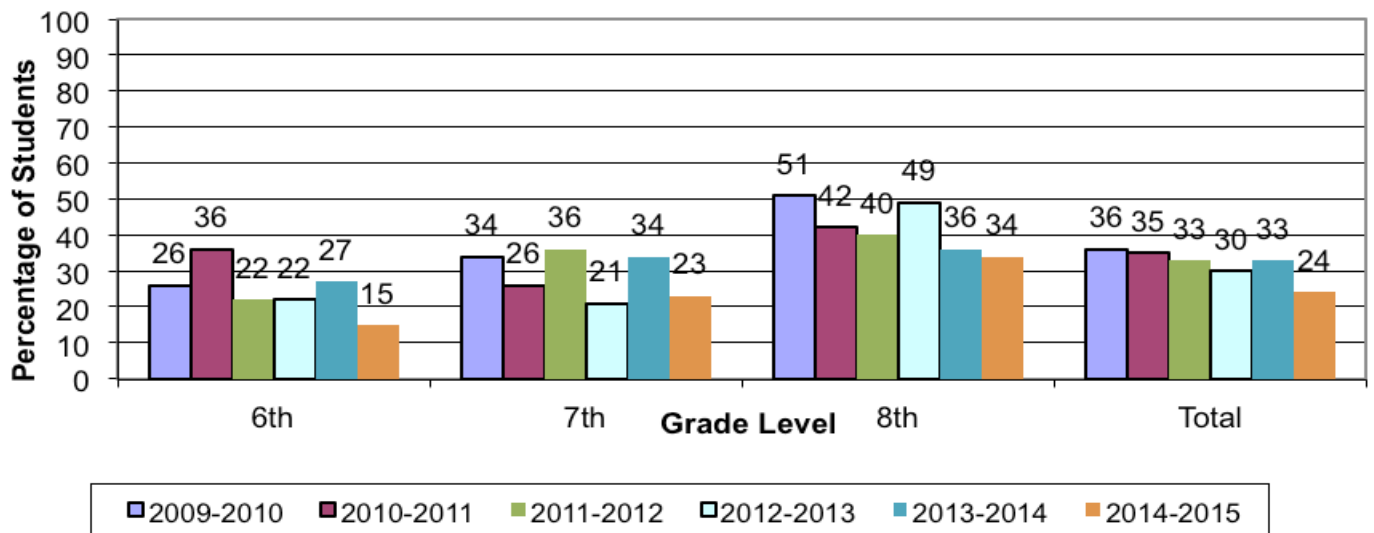
Summary and Analysis

- 1. In 2014-2015 Marie Murphy School offered 22 different opportunities for students to “get connected” with their school. Those opportunities breakdown in the following manner:**
 - a. School offered clubs:**
 - i. Book Club**
 - ii. Debate**
 - iii. Get Techy**
 - iv. Girls Club**
 - v. Newspaper**
 - vi. Roots & Shoots**
 - vii. Science Olympiad**
 - viii. Snowflake Council**
 - ix. Student Council**
 - x. Student Government**
 - b. Fine Arts:**
 - i. Band**
 - ii. Boys Vocal**
 - iii. Girls Vocal**
 - iv. Orchestra**
 - v. Spring Art Show**
 - vi. Spring Play**
 - c. Athletic:**
 - i. Boys/Girls:**
 - 1. Basketball**
 - 2. Soccer**
 - 3. Volleyball**
 - ii. Intramurals**
- 2. 77% of middle school students participated in at least one extra-curricular activity. In total, the 251 students at Marie Murphy School took advantage of extracurricular opportunities 520 times.**
- 3. There was a stronger showing of participation at 6th grade compared with recent years, with 80% of the students participating in at least one extra-curricular activity.**
- 4. 7th and 8th grade participation in extra-curricular activities (76% and 77% respectively) is down from previous years in comparison to previous grade level groups and as cohorts.**

MM At Least One Activity



MM At Least 3 Activities





Avoca School District 37

Indicator:

**Success in High School and
Beyond**

Measure:

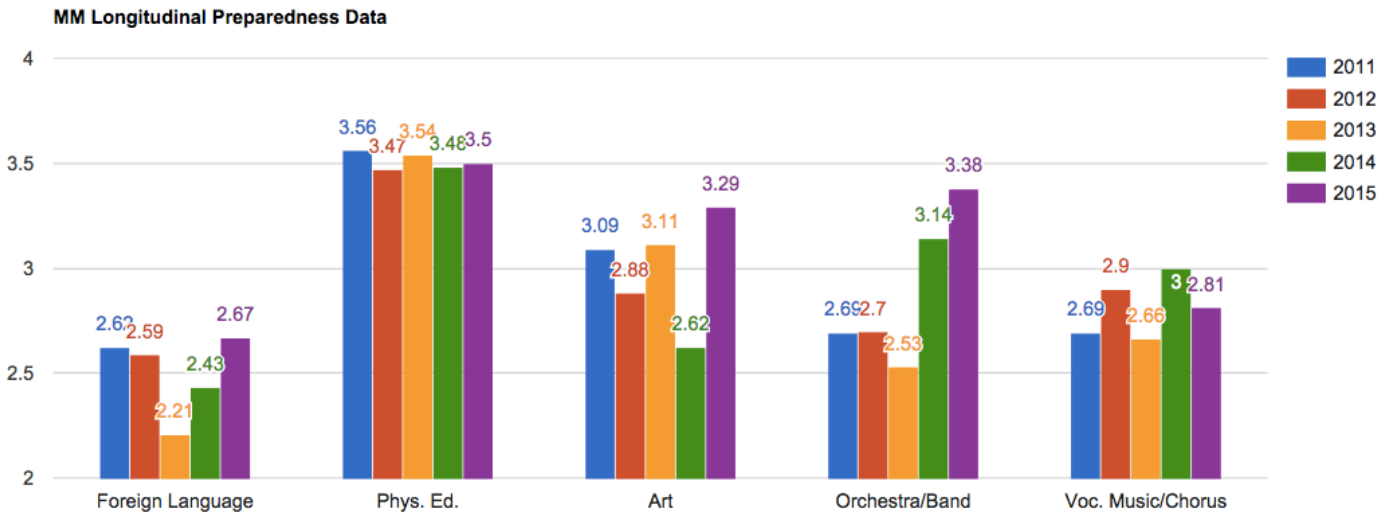
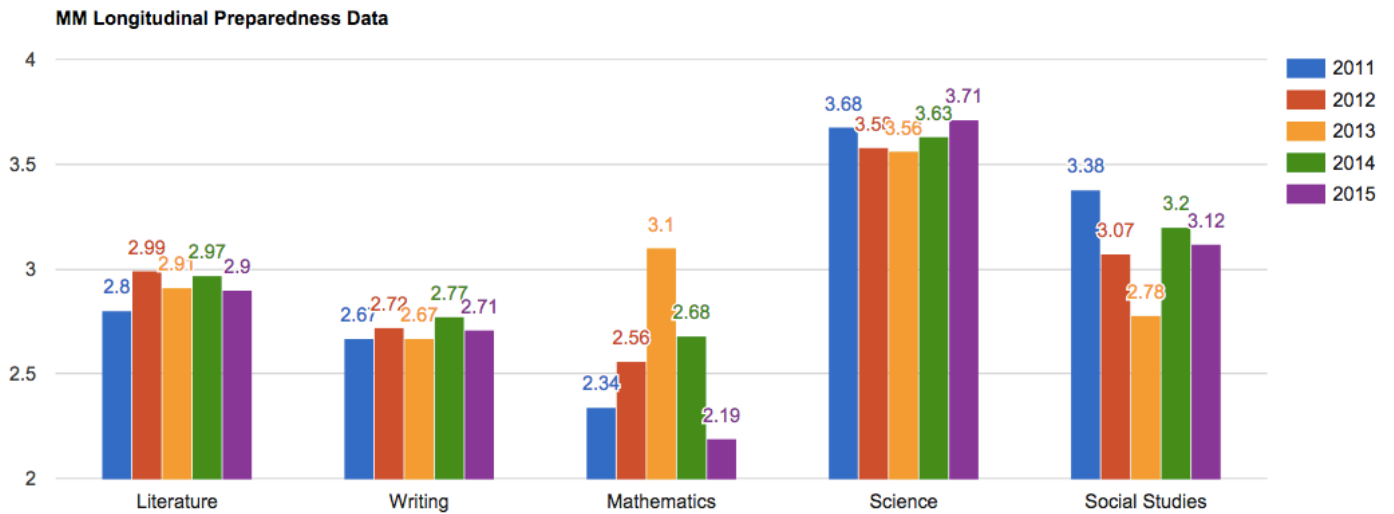
New Trier Freshman Survey

2014-2015 Greatness Indicator Report New Trier Freshman Survey Results

Summary and Analysis

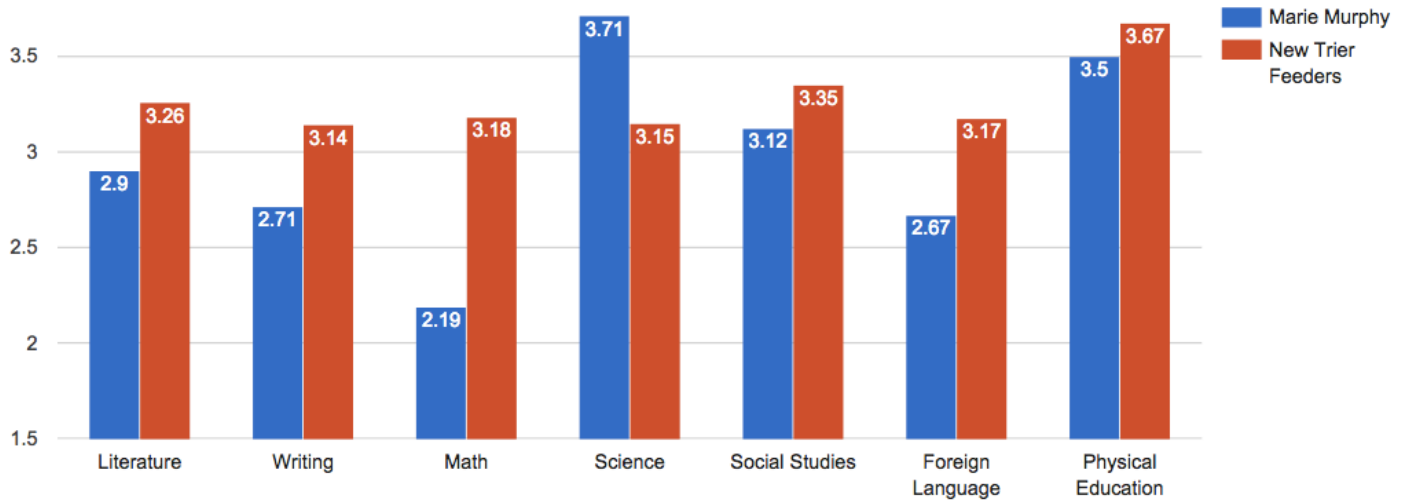
1. The New Trier Freshman survey data reflects the attitudes and perceptions of the Avoca graduating class of 2014.
2. The data looks at three main areas:
 - a. Longitudinal preparedness data
 - b. Comparative preparedness data
 - c. Comparative course placement data

Marie Murphy Longitudinal Preparedness Data 2011-2015

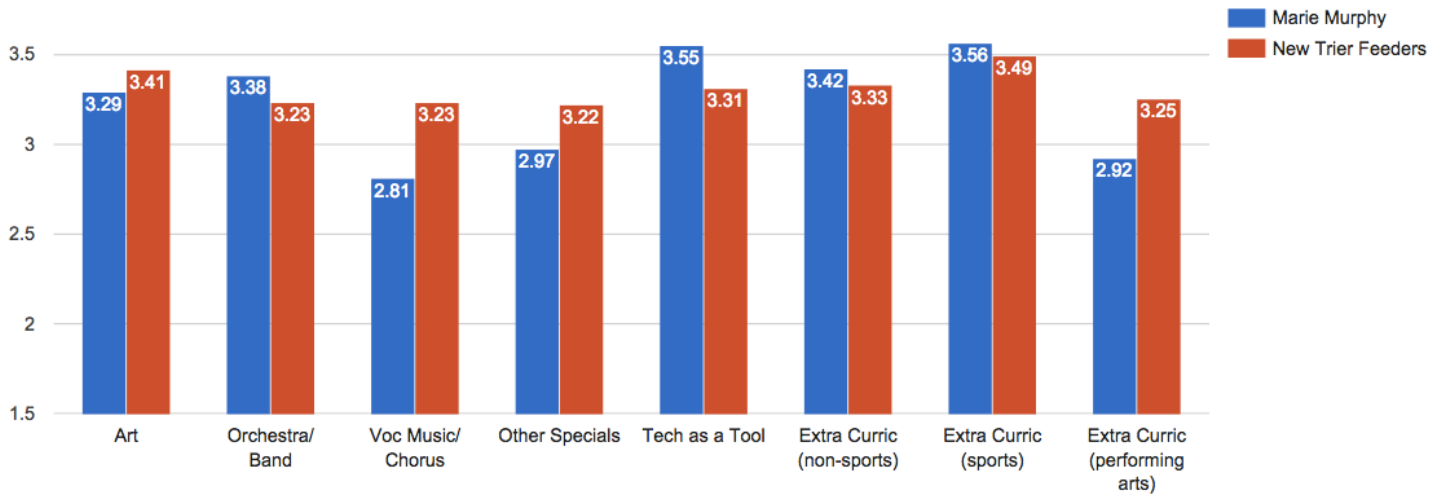


2014-2015 Freshman Preparedness Data: Marie Murphy Comparison Feeder Schools

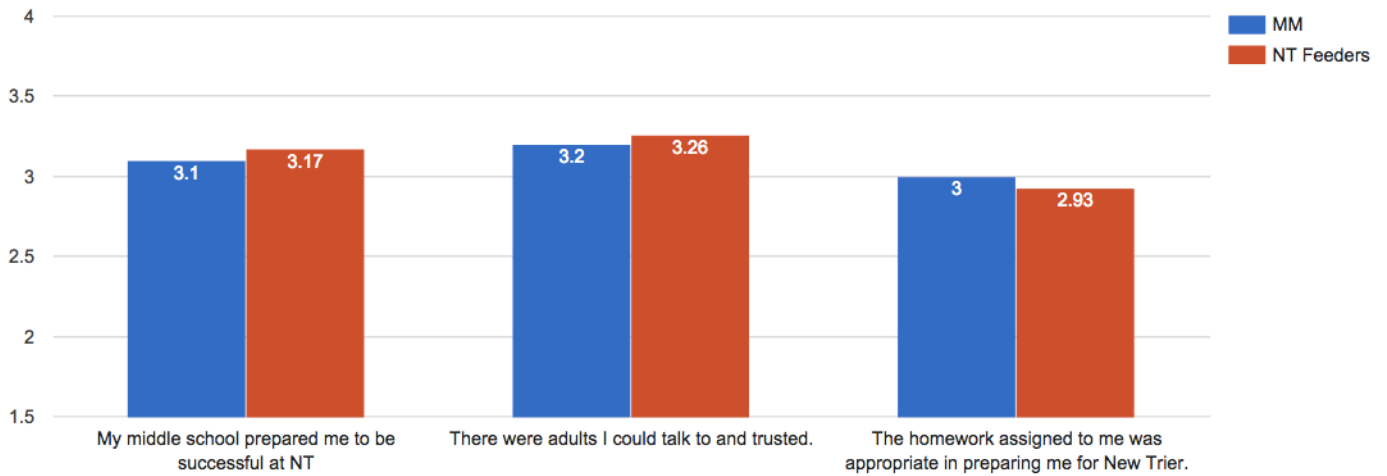
Marie Murphy Comparison Data to New Trier Feeders



Marie Murphy Comparison Data to New Trier Feeders



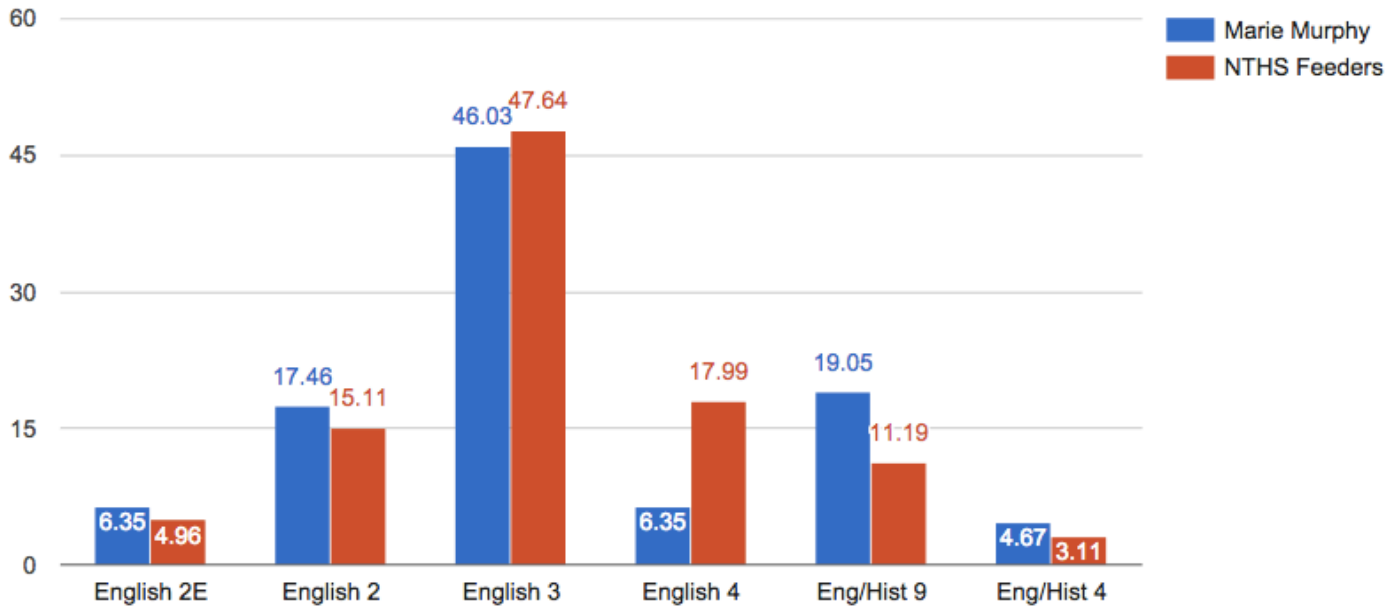
MM Comparison Data to New Trier Feeders



Marie Murphy Placement at New Trier High School: Comparison Graphs

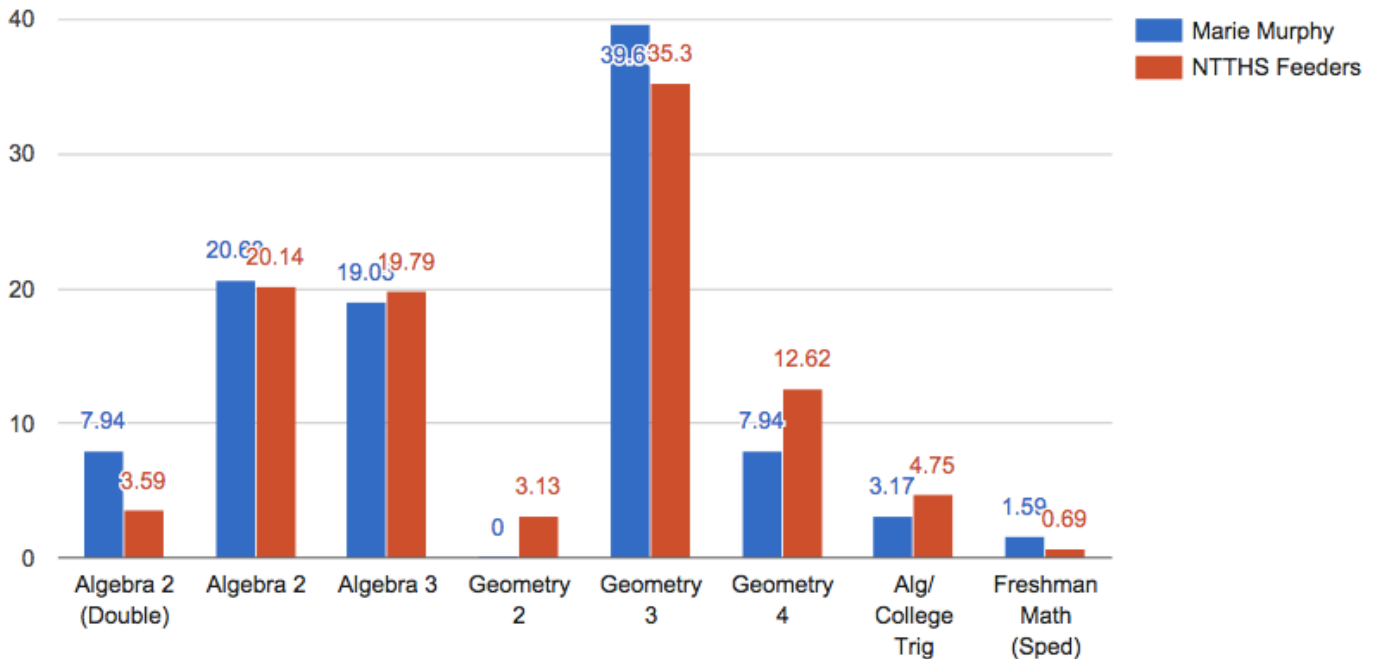
English Placement

2014-2015 Freshman English Placement

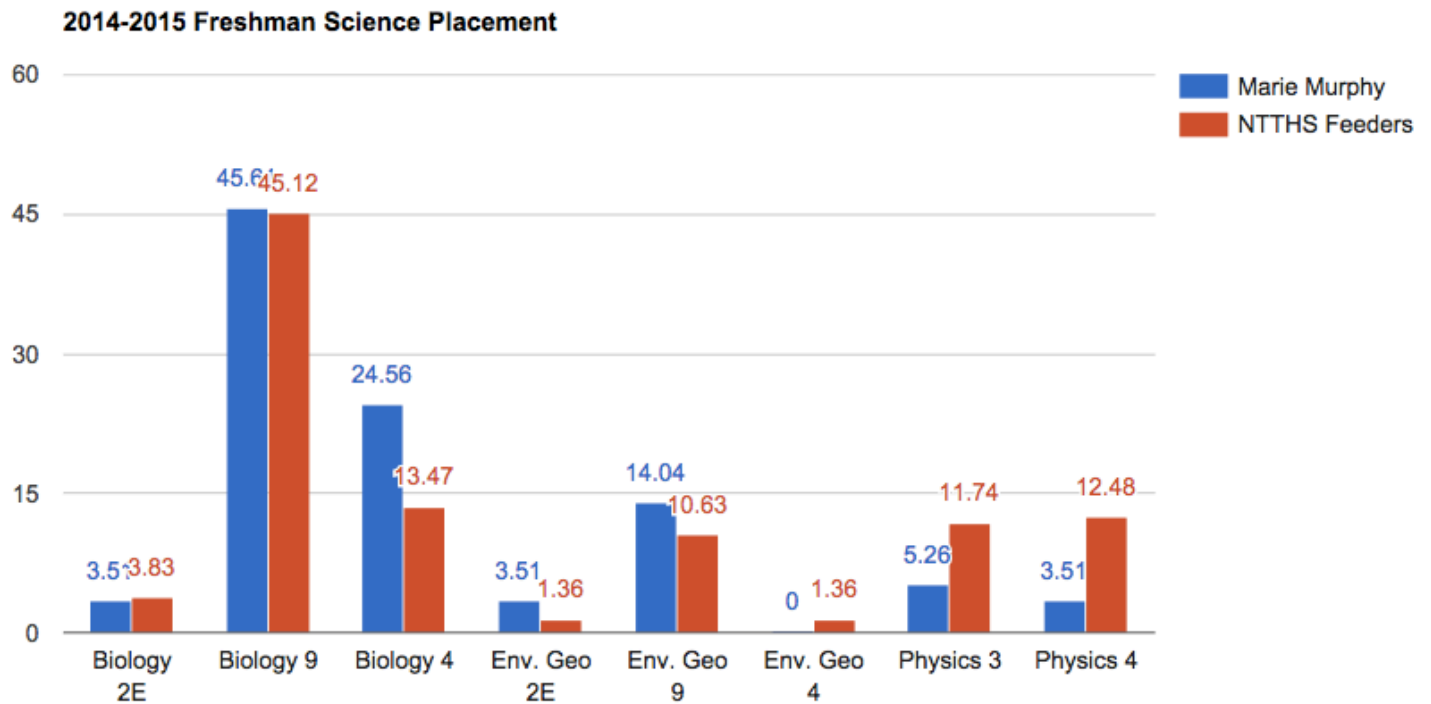


Mathematics Placement

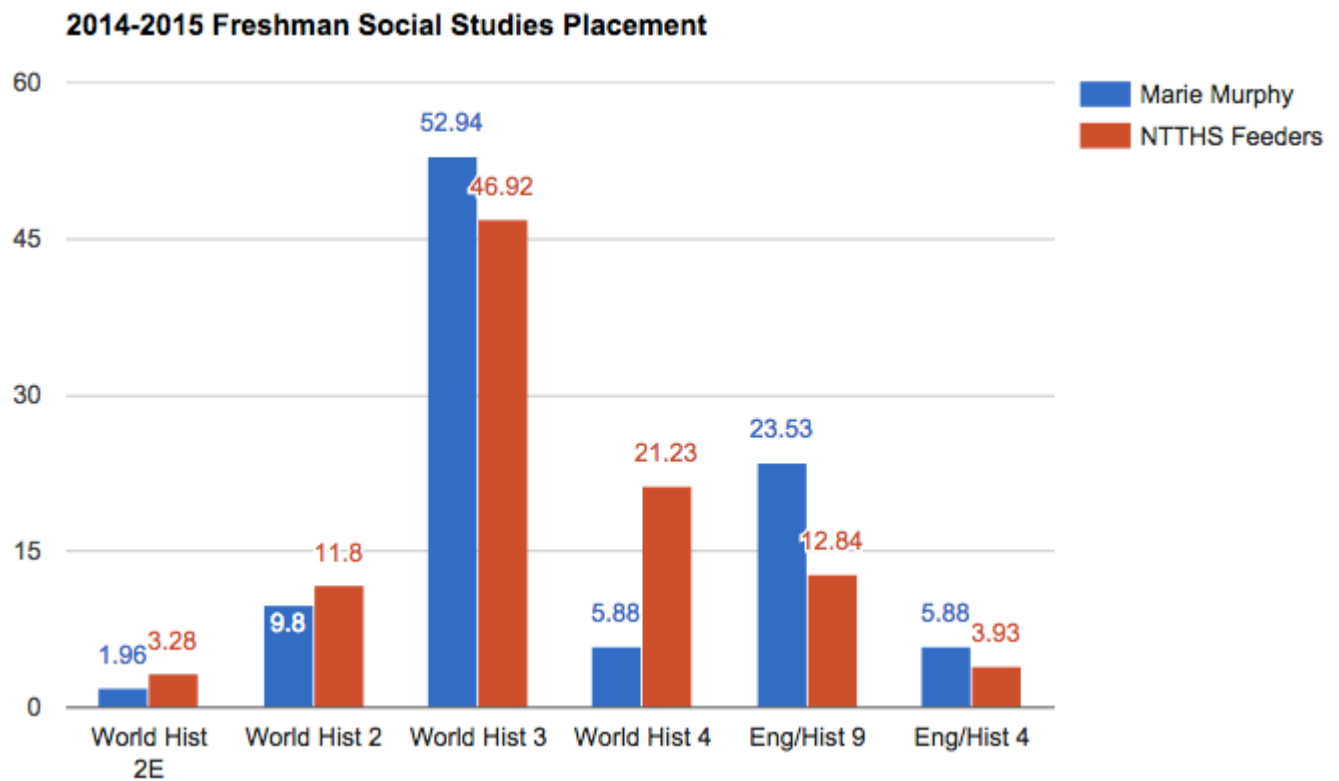
2014-2015 Freshman Math Placement



Science Placement



Social Studies Placement





Avoca School District 37

Indicator:
Fiscal Responsibility

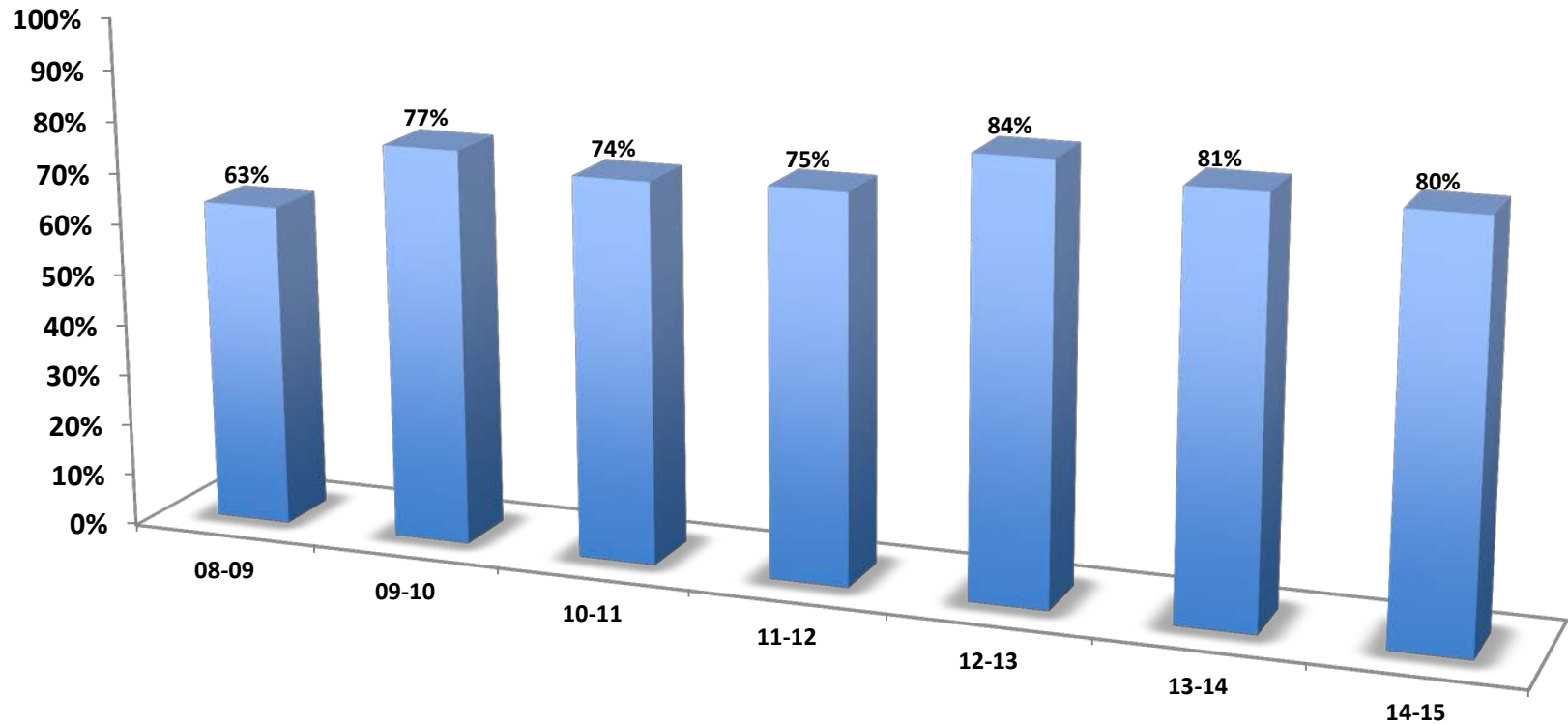
Measure:
2014-2015 Budget Actuals

**2014-2015 Greatness Indicator Report
Fiscal Responsibility**

Summary and Analysis

- 1. For the 4th consecutive year, the Avoca School District has come in under budget.**
- 2. The three areas where the Administration has the most direct influence, Purchased Services, Supplies & Materials and Capital Outlay, came in under budget.**
- 3. The district's reserve levels at the end of 2014-2015 are at a healthy 80%.**
- 4. Avoca School District earned a AAA bond rating from Standard and Poor's.**
- 5. With the excellent AAA bond rating, and issuing our Health/Life Safety bonds through a competitive bidding process, the Avoca School District issued \$3.7M worth of bonds to be paid back at 1.25% interest.**

Avoca School District Reserves Levels



AVOCA SCHOOL DISTRICT No. 37

ESTABLISHED 1870

2921 Illinois Road
Wilmette, IL 60091
www.avoca37.org

847•251•3587
847•251•7742 Fax



Beth Dever
Chief School Business Official
deverb@avoca37.org

July 17, 2015

To: Dr. Jauch

From: Beth Dever *BD*

Re: FY 15

I have enclosed financial statements for the year ended June 30, 2015. We ended the year with a surplus of \$3,659,622 including the Fire Prevention and Safety Bond transactions. Our budgeted surplus was \$3,207,170. If we exclude the Fire Prevention & Safety Fund transactions, the year end surplus is \$47,197. I have listed below the surplus/(deficit) by fund:

Education Fund	\$177,900
Operations & Maintenance Fund	(132,414)
Debt Service Fund	(7,560)
Transportation Fund	(42,471)
IMRF Fund	25,993
Tort Fund	25,749
Fire Prevention & Safety Fund	<u>3,612,425</u>
Total Surplus for FY 15	\$3,659,622

I have also listed below summary information by the major categories of revenues and expenditures:

Revenues – Total Budget = \$18,701,361 – Ended Year at (\$167,117) Under Budget:

- **Tax Collections** – Total Budget = \$12,979,299 – (\$31,676) Under budget
- **Other Local Revenues** – Total Budget = \$1,131,416 – (\$41,068) Under budget
- **Federal and State Grant Funding** – Total Budget = \$767,976 – (\$94,373) Under budget
- **Fire Prevention & Safety Bonds** – Total Budget = \$3,822,670 – On budget

Expenditures – Total Budget = \$15,494,191 – Ended Year at (\$619,569) Under Budget:

- **Salaries** – Total Budget = \$9,254,214 – \$43,564 Over budget
- **Benefits** – Total Budget = \$1,542,850 – \$750 Over budget
- **Purchased Services** – Total Budget = \$1,934,006 – (\$145,988) Under budget
- **Supplies & Materials** – Total Budget = \$656,398 – (\$58,736) Under budget
- **Capital Outlay** – Total Budget = \$898,276 – (\$412,050) Under budget
- **Out of District Tuition** – Total Budget = \$435,000 – (\$42,239) Under budget
- **Bond & Int/Dues/Transfers** – Total Budget = \$773,447 – (\$4,870) Under budget

I will provide more details at the board meeting in each of the areas listed above. I will consider each of the budget variances listed above as I develop the budget for FY 16. Please see me if you have any questions.

Thanks